


LATEST NEWS

Sign up for the Great Big School Clean 2026!

This year's campaign runs from Friday 13th March to Sunday 29th March 2026

Find details on Eco Schools or the Keep Britain Tidy website:

<https://www.keepbritaintidy.org/our-work/eliminating-litter/great-big-school-clean>



ECO NEWS

We are looking forward to our Blue Planet activity days on:

25th and 27th Feb and 15th and 17th April.

We will be finding out about marine life, and taking part in hands on activities at the aquarium. especially looking forward to the aqua theatre show and seeing the sharks.



Amazonian Ecologist visits Calday Grange Grammar and meets their eco team. Dr Freddie Draper, who is a former student, visited the school to talk about his work in the Amazonian Rainforest and Papua New Guinea, inspiring the next generation of ecologists!



SPOTLIGHT ON...



The Wirral Tree Warden Network is a friendly community of volunteers of all ages, including families and young people who want to learn more about trees and help care for their local environment. Whether it's planting new saplings, collecting seeds, supporting community orchards, or helping wildlife to thrive, Tree Wardens play an important part in protecting Wirral's green spaces for the future.

Children and young people can get involved through school eco teams, nature clubs, or by joining a parent or guardian at weekend sessions. It's a brilliant way for them to build confidence, learn new skills, and discover how trees support wildlife, clean our air, and make our neighbourhoods healthier places to live.



From nurturing young trees at the community nursery to helping out at planting events, every pair of hands makes a difference – and everyone is welcome to take part. Together, our wardens help ensure that Wirral's trees continue to grow strong for generations to come.

Find out more or join the Wirral Tree Wardens: [Wirral Tree Wardens | wirral.gov.uk](http://WirralTreeWardens|wirral.gov.uk)

Tree Facts

Did you know that Wirral is home to over ONE MILLION trees? That's more trees than people! From school fields and parks to streets and gardens, our trees come in all shapes, sizes and species, at least 74 different types, including oak, birch, willow, holly, cherry and many more.

Wirral Tree Superpowers:

- Air Cleaners – removing 244 tonnes of pollution every year!
- Flood Fighters – stopping over 253,000 bathtubs' worth of water causing floods!
- Climate Helpers – storing and absorbing tonnes of carbon to keep our planet cool.

Wildlife Hotels:


Trees give insects, birds, bats and owls safe places to live and feed. Oaks and birches are especially important because they support hundreds of different insects!

DID YOU KNOW? Farmland covers 30% of Wirral but has fewer than 3% of our trees – so there's lots of room to plant more!

YOU CAN BE A TREE HERO TOO:

Water young trees, plant wildlife-friendly trees at school, join planting events, or learn how to identify species!


To find out more or join the fun, visit the Wirral Tree Wardens webpage: [Wirral Tree Wardens | wirral.gov.uk](http://WirralTreeWardens|wirral.gov.uk)



SPOTLIGHT ON...



Wirral Fox Rescue




Mersey Park Primary



It is lovely to see Mersey Park Primary working on their Fox Units!

The whole school got involved with older children helping the younger ones.



GET INVOLVED



How to build a mini wildlife pond



You will need:

- a watertight container*



- old bricks, rocks and pebbles



- pond plants



- spade



* Is there anything that you can upcycle? It could be an old washing-up bowl, sink or even a plant pot. Aim for 20-30cm deep.

- 1 Choose a spot. Your pond will need light, but not full sunlight all day. You can dig a hole and sink your container, or just have it sitting on top.
- 2 If the container isn't watertight, e.g. an old plant pot, then add a piece of pond liner.
- 3 Add a layer of gravel and rocks.
- 4 Fill your pond with rainwater (tap water contains chemicals).
- 5 Start planting... you only need two or three plants.
- 6 Now watch and wait! Wildlife will come to your pond of its own accord.



Illustration: Corinne Welch © Copyright Royal Society of Wildlife Trusts 2011 and Royal Horticultural Society 2011

www.wildaboutgardens.org.uk

Don't introduce frogs, fish or even water from another pond as this can spread disease.




Spring flower spotter



Snowdrop



Daffodil



Wood-sorrel




Winter aconite



Wood anemone




Bluebell



Primrose



Wild garlic (ramsons)



Cowslip



Lesser celandine

www.wildlifewatch.org.uk

Image credits: Snowdrop and Daffodil (c) Neil Aldridge / Winter aconite (c) ukwildflowers.com / Wood-sorrel and Cowslip (c) Elliott Neep / Wood anemone (c) David North / Wild garlic (ramsons) (c) Scott Petrek / Bluebell (c) Don Sutherland / Lesser celandine (c) Philip Precey





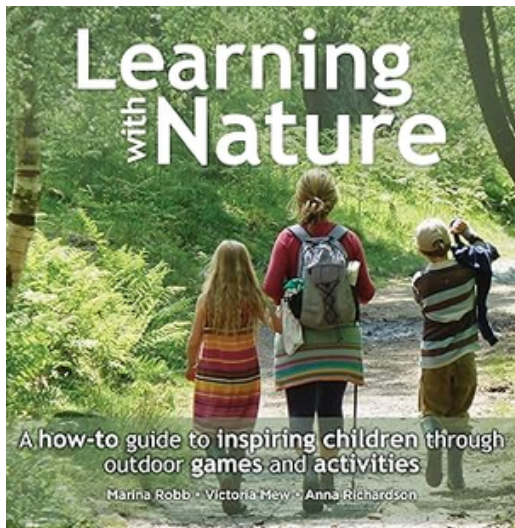
COMPETITION

School waste project competition. Create a waste campaign that raises awareness about food waste and general recycling. The winning schools get to name the new food waste bin wagons. Also look out for changes to our recycling with new things added from April.

What to put in your grey recycling bin

Tins, cans, foils & aerosols Drink cans Food tins Pet food tins Aerosol sprays Foil Biscuit tins Food trays	Plastic bottles, pots & trays Milk bottles Shampoo bottles Drinks bottles Cleaning bottles Plastic food pots Plastic food trays X Plastic bags X Crisp packets	Paper Newspapers Magazines Junk mail Paper bags Envelopes X Shredded paper X Books	Cardboard Toilet rolls Kitchen rolls Food boxes Packaging Greeting cards Waxed cartons Tetra-Paks UHT cartons	Mixed glass (bottles & jars) Bottles of all colours Jars of all colours X Pyrex glass X Drinking glasses
---	---	--	--	---

WIRRAL wirral.gov.uk/recycling



BOOK OF THE MONTH

I highly recommend this book for anyone embarking on learning outside the classroom. This book is jam-packed with lesson plan ideas, resources you need, how to change it up, and lists the invisible learning that participants gain from the session. It's a wonderfully easy to follow book, and one of my go to's when looking for something new to try. Lead Outdoor Ranger Hannah



Nests and eggs

How to:

- 1 To increase the activity, spend time in the evening watching the birds and listening to watch the birds.
- 2 To help to bring the game plan and building materials, you can provide them with a box of straw and a box of twigs.
- 3 To make a nest, take a large bundle of grass, twigs and other natural materials and build a nest.
- 4 Give the nest to the children who can hang in the garden for a week or so before they are used.
- 5 To help to bring the game plan and building materials, you can provide them with a box of straw and a box of twigs.
- 6 To help to bring the game plan and building materials, you can provide them with a box of straw and a box of twigs.

Variations:

- 1 Change the activity with an Easter egg hunt using the nests to gather the eggs.
- 2 Change the activity with an Easter egg hunt using the nests to gather the eggs.
- 3 Change the activity with an Easter egg hunt using the nests to gather the eggs.

Resources:

- 1 Straw
- 2 Twigs
- 3 Eggs
- 4 Nest boxes
- 5 Eggs
- 6 Eggs

Top tips:

- 1 Use a large bundle of straw and twigs to make a nest.
- 2 Use a large bundle of straw and twigs to make a nest.
- 3 Use a large bundle of straw and twigs to make a nest.

Invisible learning:

- 1 Natural resources
- 2 Building and construction
- 3 Problem solving
- 4 Teamwork
- 5 Communication
- 6 Leadership
- 7 Responsibility
- 8 Creativity
- 9 Problem solving
- 10 Teamwork
- 11 Communication
- 12 Leadership
- 13 Responsibility
- 14 Creativity

Related activities:

- 1 Bird watching
- 2 Egg hunt
- 3 Nest building
- 4 Bird feeding
- 5 Bird watching
- 6 Egg hunt
- 7 Nest building
- 8 Bird feeding


FIND OUT MORE

To find out more visit the Wild About... section on the Birkenhead Park website.
www.Birkenhead-Park.org.uk



CONTACT US

lynnstruve@wirral.gov.uk



Green Careers Apprenticeships

How often do we take on apprentices?

Every two years

How long is the apprenticeship for?

Two years

What do you gain at the end of it?

The qualification is an NVQ lvl2 in Horticulture, upon a successful pass and obtaining a full driving licence we guarantee you an interview for a permanent position

How many do we take? The Parks & Countryside service recruits and funds three placements (wages)

Do you have to already be enrolled with a college?

No, we arrange the college placements

What college or course provider do we use?

Reaseheath College, Nantwich

How do you hear about new apprenticeships?

We advertise the positions on Jobs Go Public

How old do you have to be?

You must be at least 16 and have completed year 11 in school, there is no upper age limit

What previous quals do you need?

None, but any starter aged 16 to 18 that doesn't have a Maths or English GCSE pass will have to also complete Functional Skills Level 1 in both, without these you will not get a pass mark in your main qualification. These supplementary courses are also provided and carried out at the same college

How much do you get paid whilst undergoing the apprenticeship?

At time of writing is £13.0054 per hour which equals £24,413 per annum

